

# Rapidslide™ 6-7720

## AUTOMATIC INDUSTRIAL DOOR SYSTEM

Series 2001 HD-Slide™ Operator

Type 700 Aluminum Insulated Doors  
Type 20 Header/Track



### Rapidslide™

Horton Automatics Rapidslide™ is a fast opening industrial sliding door system. This superior system includes the 2001 HD-Slide™ belt drive door operator, a heavy-duty aluminum track and aluminum insulated doors.

### Fast - Full and Partial Openings

The Rapidslide™ door system has a unique full/partial open feature that provides a fast full opening when needed, a partial opening for pedestrian passage and energy conservation; and with the Rapidslide™ door you never wait for height clearance required by cloth roll-up doors. Rapidslide™ doors open fast for uninterrupted vehicle and pedestrian traffic.

### Operator

The type 7000, series 2001 HD-Slide™, belt drive operator has a maximum weight capacity of 500 lbs. (227 kg) per door panel. The heavy duty electric motor is coupled with a worm gear reducer. Biparting units can have an opening speed of 5 ft. (1524 mm) per second\* and reverse on contact.

\*Safety codes and standards limit maximum speeds and are determined by overall door panel weight.

### Door Panel Construction

The insulated door is constructed of an aluminum frame that encases an insulated panel. The light weight metal door enables fast opening speeds. It Can not be easily cut through like cloth doors and meets the challenge of wind loads far better than cloth roll-up doors.

### Header/Track

The operator is fully enclosed within the Horton Type 20 header/track system. This easy-to-install, surface applied mounted system, is constructed of a heavy weight aluminum alloy header case and replaceable track. Doors are suspended on replaceable 1¾" diameter ball bearing wheels with nylon tires for quiet operation. The header/track system is available in either a 204R1 clear or 313R1 dark bronze anodized aluminum finish.


### Standard Features:

- Heavy weight aluminum alloy header/track
- Fast quiet Operation
- Microprocessor control
- Encoder based operator
- ¾" (19 mm) wide steel reinforced drive belt
- Aluminum insulated door panels
- Flush cup door pulls
- 

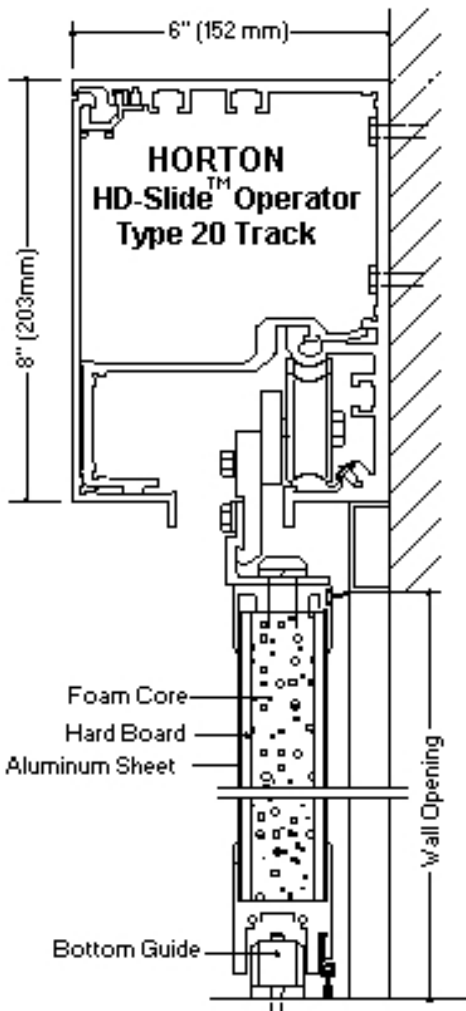
### Specifier Options:

- Vision lights in door panels
- Electric interlocking
- Electric security locking
- Overall unit dimensions
- Wide choice of actuation switches

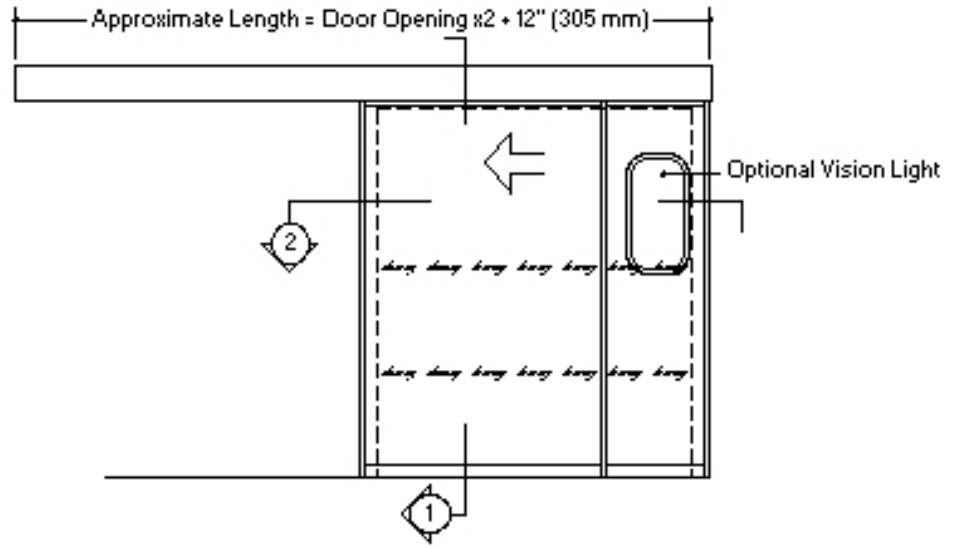
Industrial Sliding Door Coding		6 - 0 0 0 0	
<b>Operator</b>			
1 Pneumatic	4 Pneumatic Cable Cylinder		
2 Electric Linear-Drive	7 Electric Belt-Drive		
3 Electric Flex-Drive	9 Manual		
<b>Door Panel</b>			
1 Steel	6 Cooler/Freezer Door		
2 Stainless Steel	7 Sectional Insulated Alum.		
4 Fiberglass Reinforced Polyester (FRP)	8 Fire Rated Steel		
5 Aluminum Stile and Rail Construction	9 Door by Others		
<b>Header/Track System</b>			
1 Aluminum	5 Steel Box Track *	* Limited availability. Call for details.	
2 Heavy Wt. Aluminum	6 Steel Refrigeration Track		
4 Steel Mono-rail	7 Steel Case with Mono-rail Track *		
	9 Header/Track System by Other		
<b>Door Types/Functions - Reserved by the Manufacturer</b>			
0 - OX	1 - XO	2 - PX	3 - XP
			4 - OXXO
			5 - PXXP



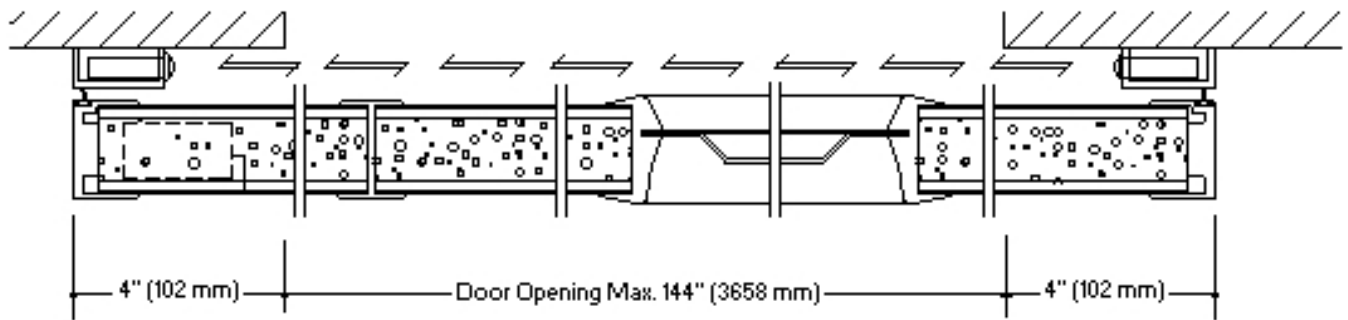
Series 2001 HD-Slide™ Operator



**VERTICAL SECTION** ①



**DOOR ELEVATION**



**HORIZONTAL SECTION** ②



Horton Automatics  
4242 Baldwin Blvd.  
Corpus Christi, TX 78405-3399

512.888.5591 voice  
800.531.3111 toll free  
512.888.6510 fax

www.HortonDoors.com

Horton Automatics, Ltd.  
Unit A Hortonwood 31  
Telford, Shropshire  
England TF1-4GS

++44 01952 670169 voice  
++44 01952 670181 fax

**Distributed in New Jersey by:**

Eastern Door Service, Inc.  
Florence Industrial Center  
70 Cathy Lane, Unit 1  
Burlington, NJ 08016-9720

609.499.8200 voice  
www.EDSdoors.com

609.499.8245 fax  
Sales@EDSdoors.com

The Genuine. The Original.



A Division of Overhead Door Corporation  
Wholly owned by Sanwa Shutter Corporation