


HD-Slide™ 6-7120

AUTOMATIC INDUSTRIAL DOOR SYSTEM

Series 2001 HD-Slide™ Operator

Type 100 Steel Doors
Type 20 Header/Track



HD-Slide™ 6-7120

The HD-Slide™ model 6-7120 is an industrial sliding steel door system. This rugged door includes the 2001 HD-Slide™ belt drive door operator, a heavy-duty aluminum track and steel door panels. The HD-Slide™ has a unique full/partial open feature that provides a full opening when needed and partial opening for pedestrian passage.

Operator

The type 7000, series 2001 HD-Slide™, belt drive operator has a maximum weight capacity of 500 lbs. (227 kg) per door panel. The heavy duty electric motor is coupled with a worm gear reducer. Biparting units can have an opening speed of 5 ft. (1524 mm) per second* and reverse on contact.

*Safety codes and standards limit maximum speeds and are determined by overall door panel weight.

Door Panel Construction

The type 100 steel door panel is constructed of 20 gauge face sheets with a honeycomb core. The HD-Slide™ type 100 door panels are also available with optional 18 gauge or 16 gauge steel face sheets.

Header/Track

The operator is fully enclosed within the Horton Type 20 header/tracK system. This easy-to-install, surface applied system, is constructed of a heavy weight aluminum alloy header case and replaceable track. Doors are suspended on replaceable 1 3/4" diameter ball bearing wheels with nylon tires for quiet operation. The header/tracK system is available in either a 204R1 clear or 313R1 dark bronze anodized aluminum finish.

Standard Features:

- Heavy weight aluminum alloy header/tracK
- Quiet operation
- Microprocessor control
- Encoder based operator
- 3/4" (19 mm) wide steel reinforced drive belt
- Steel door panels
- Flush cup door pulls

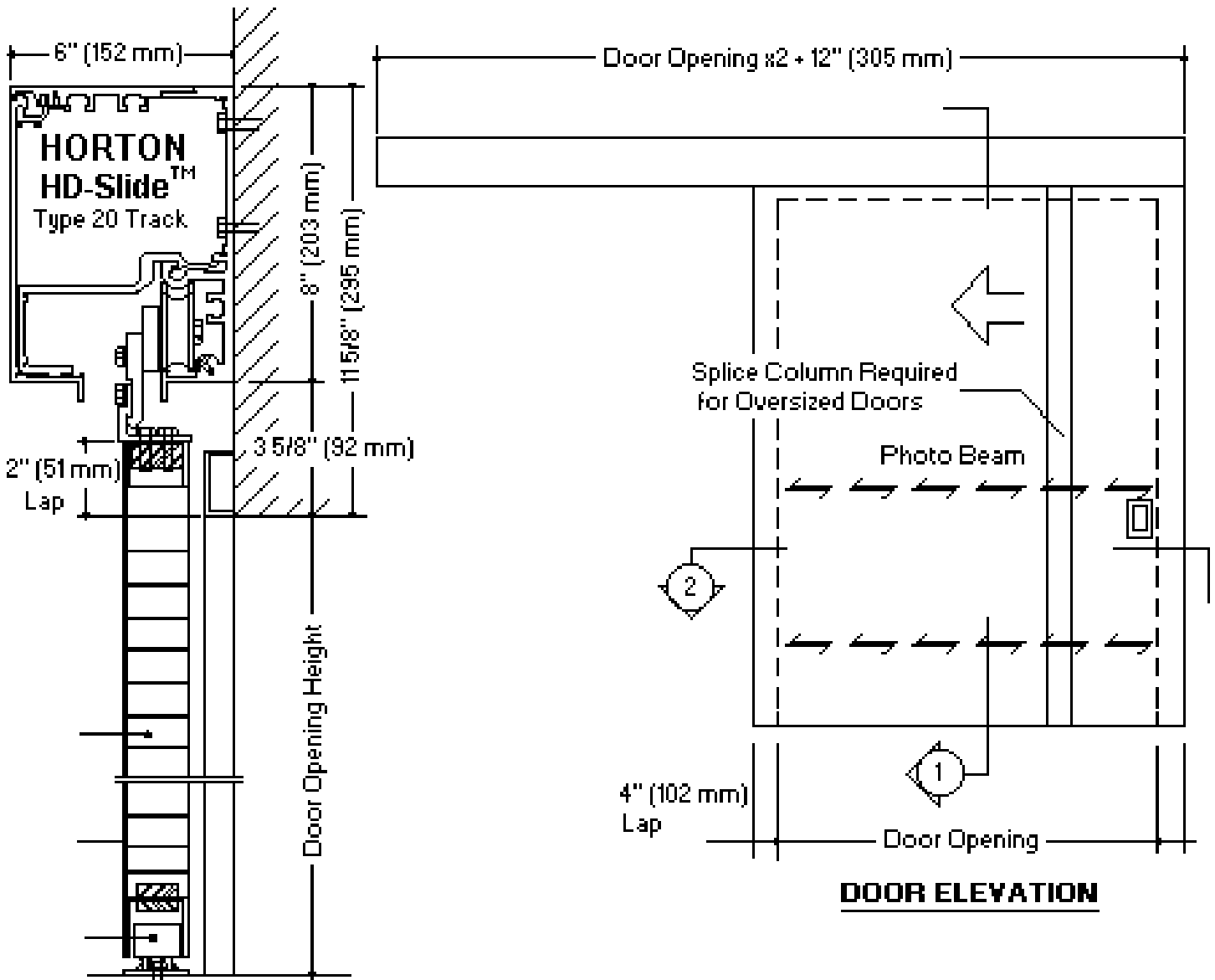
Specifier Options:

- Vision lights in door panels
- Electric interlocking
- Electric security locking
- Overall unit dimensions
- Wide choice of actuation switches

Industrial Sliding Door Coding		6 - 0 0 0 0	
Operator			
1 Pneumatic	4 Pneumatic Cable Cylinder		
2 Electric Linear-Drive	7 Electric Belt-Drive		
3 Electric Flex-Drive	9 Manual		
Door Panel			
1 Steel	6 Cooler/Freezer Door		
2 Stainless Steel	7 Sectional Insulated Alum.		
4 Fiberglass Reinforced Polyester (FRP)	8 Fire Rated Steel		
5 Aluminum Stile and Rail Construction	9 Door by Others		
Header/Track System			
1 Aluminum	5 Steel Box Track *	* Limited availability. Call for details.	
2 Heavy Wt. Aluminum	6 Steel Refrigeration Track		
4 Steel Mono-rail	7 Steel Case with Mono-rail Track *		
	9 Header/Track System by Other		
Door Types/Functions - Reserved by the Manufacturer			
0 - OX	1 - XO	2 - PX	3 - XP
			4 - OXXO
			5 - PXXP

Series 2001 HD-Slide™ Operator

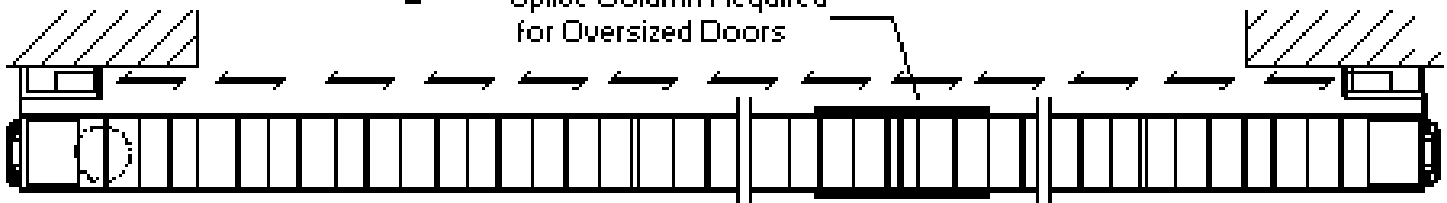




DOOR ELEVATION

VERTICAL SECTION

①



HORIZONTAL SECTION

②

Distributed in New Jersey by:

Eastern Door Service, Inc.
 Florence Industrial Center
 70 Cathy Lane, Unit 1
 Burlington, NJ 08016-9720



Horton Automatics
 4242 Baldwin Blvd.
 Corpus Christi, TX 78405-3399

Horton Automatics, Ltd.
 Unit A Hortonwood 31
 Telford, Shropshire
 England TF1-4GS

609.499.8200 voice
www.EDSdoors.com

609.499.8245 fax
Sales@EDSdoors.com

512.888.5591 voice
 800.531.3111 toll free
 512.888.6510 fax

++44 01952 670169 voice
 ++44 01952 670181 fax

www.HortonDoors.com

The Genuine. The Original.



A Division of Overhead Door Corporation
 Wholly owned by Sanwa Shutter Corporation