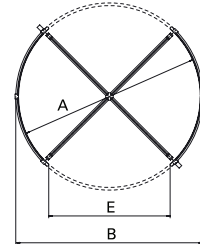
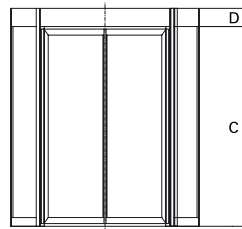


# Standards & options

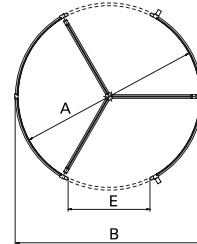
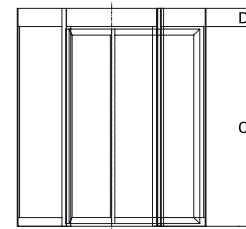
Characteristics	Tourlock 180+90		Tourlock 120A	
	Std	Opt	Std	Opt
Automatic operation	•		•	
Anti-Tailgating	•		•	
Anti-Piggybacking		•		N/A
Simultaneous 2-way Traffic	•			N/A
Adaptations for integration of proximity or other card reader on the vertical end stile of the curved walls		•		•
Pedestal for mounting of external card readers or other authorization systems		•		•
External control panel for integration in the reception desk		•		•
Fail-Safe	•		•	
Battery Backup (15 minutes)		•		•
Bullet Resistant (U.L. 1 or 3)		•		N/A
Ceiling lighting with halogen lamps, 4 lights for the Tourlock 180+90; 2 lights for the Tourlock 120A		•		•
Matwell trim for mounting in the floor, or surface mounted		•		•
Fire Alarm Operation	•		•	
Remote Control Panel		•		•

# Standard dimensions & capacity

Tourlock 180+90



Tourlock 120A



Dimensions	A Inside Diameter	B Outside Diameter	C Height Under Canopy	D Canopy Height	E Throat Opening	Capacity x # of Persons per minute
Tourlock 180+90	6'6"	6'9"	7'0"	1'0"	4'4"	2 x 20
Tourlock 180+90	7'0"	7'3"	7'0"	1'0"	4'8"	2 x 20
Tourlock 120A	5'0"	5'3"	7'0"	1'0"	2' 1-5/8"	1 x 15
Tourlock 120A	5'6"	5'9"	7'0"	1'0"	2' 4-11/16"	1 x 15
Tourlock 120A	7'0"	7'3"	7'0"	1'0"	3'1 1/2"	1 x 15

# Technical specifications

Power supply	200-240 VAC, 50/60 Hz
Power consumption	250 W
Fuse	External power supply fused with 16 A slow
Compatibility	The Tourlock is compatible with a number of access control systems by using potential free contacts

Boon Edam operates a policy of continuous refinement and improvement and therefore reserves the right to modify design and details at any time.

# Security Access

# Tourlock



Tourlock 180+90

# The high security revolving door

Our Tourlock security revolving door allows a continuous flow of authorized people while ensuring that unauthorized people cannot enter. This high security door is designed to integrate with different kinds of authorization systems, such as card readers and biometric systems. With a choice of several sophisticated security systems, the Tourlock establishes the highest level of security at your entrance.

### 3 or 4 door wings

The Tourlock is available with three or four door wings. The Tourlock 180+90 is a four wing fully automatic revolving door and offers the advantage of simultaneous bi-directional authorized traffic. The Tourlock 120A three wing automatic door provides greater user comfort for single-direction flows.

### High security entrances

Our Tourlock is ideal for areas requiring a high level of security balanced with ease and speed of operation. With a Tourlock, surveillance by a third party (such as guards) is no longer necessary. You will often find our Tourlock in places such as government buildings, banks, airports and corporate offices.



Boon Edam Inc.  
402 McKinney Parkway • Lillington, NC 27546  
T (910) 814 3800 E sales@boonedam.us  
F (910) 814 3899 I www.boonedam.us



SRD-0309

Your **Security.** Our **Solution.**



# Working principle

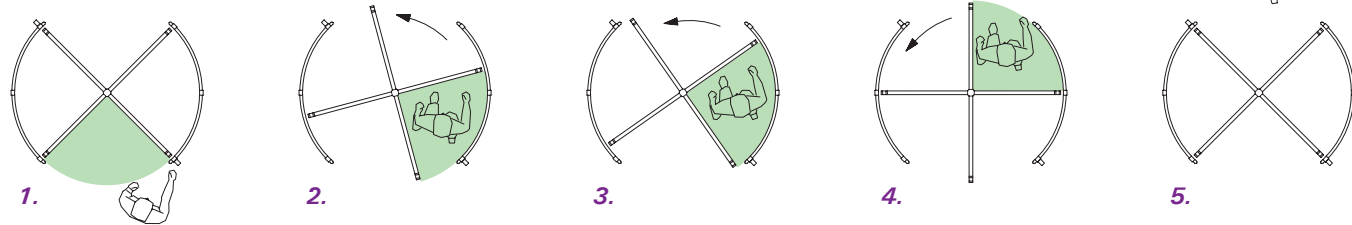
The Tourlock is divided into four (180+90) or three (120A) segments. Rotation of the door is dependent on authorization from an access control system to ensure that only authorized users can enter your secured area.

### Authorized Entry

The door remains locked in the closed (X) position when not in use. As soon as an authorized user has been accepted by the access

control system and has entered the door, the Tourlock 180+90 will begin to turn 180° (120° for the Tourlock 120A) to allow the person through. The door then stops and locks in the closed position.

If a second authorized person enters the door in the next compartment while the doorset is revolving, the door will continue to make an additional 90° turn (120° for the Tourlock 120A) and allow the second authorized person through.

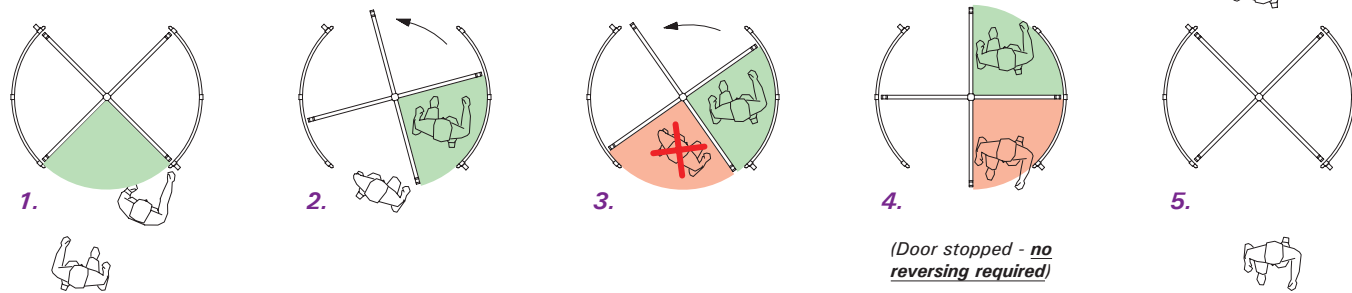


### Unauthorized Entry or Tailgating Attempt

If a person enters without authorization, from either direction, the doorset will immediately stop in the "+" position and an alarm will sound. When the unauthorized person steps out, the door will

finish its cycle. The door does not need to reverse to force out the unauthorized entrant, enhancing safety and improving traffic throughput.

#### Tailgating Attempt

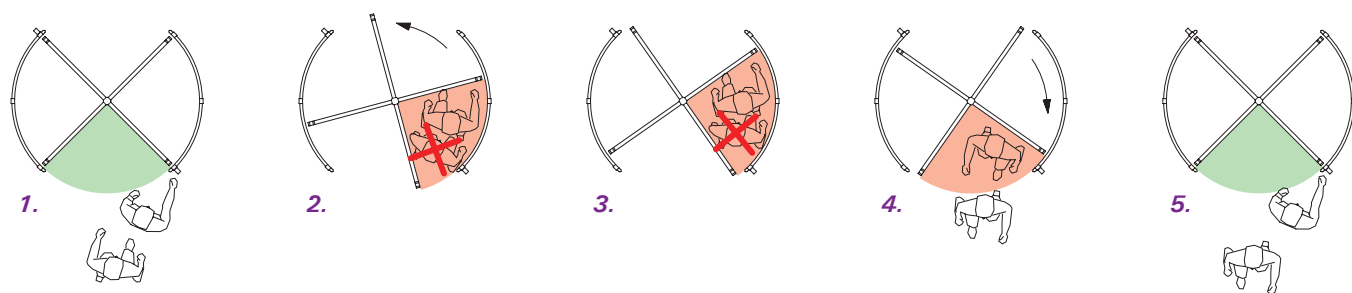


# StereoVision

StereoVision, our newest security innovation, was exclusively developed to detect and prevent piggybacking in our Tourlock 180+90 high security revolving doors. StereoVision is a revolutionary overhead sensor system that recognizes shape, size and volume in three dimensions. By analyzing the data, the system can determine the number of people attempting to enter on one authorization, and block the door when piggybacking is detected.



### Piggybacking Attempt



# Tourlock 180+90

The Tourlock 180+90 Security Revolving Door is the ideal solution when you need both high security and high traffic flow. Boon Edam's state-of-the-art technology, including advanced sensor systems, programmable logic controller and variable frequency motor drive, make the Tourlock 180+90 the safest, most secure and most reliable security revolving door available today, as demonstrated by the thousands of worldwide installations.

- 4-wing automatic operation
- Prevents tailgating and unauthorized entry
- Prevents piggybacking with optional StereoVision system
- Two-way simultaneous high traffic capacity of up to 24 people per minute inbound and 24 people per minute outbound
- Optional communication package includes visual and audible announcements
- Compatible with all access control systems
- Fail-safe operation for emergency egress
- Installs on finished floor (no recess required)



Tourlock 180+90

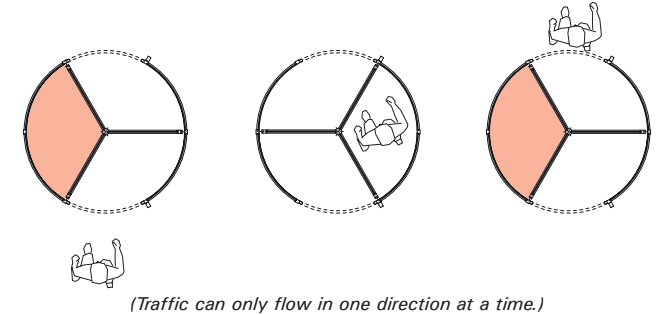
*'Only authorized users can enter your secured area.'*

# Tourlock 120

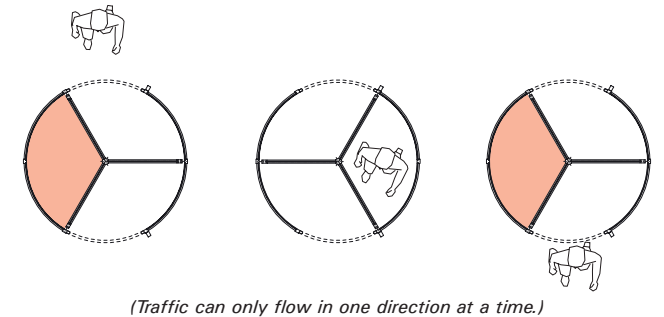
For the budget-conscious, the Tourlock 120 Security Revolving Door maintains a high level of security with moderate traffic throughput. Reduced maintenance, high security and cost effectiveness make the Tourlock 120 ideal for many low to moderate traffic applications.

- 3-wing automatic operation
- Prevents tailgating and unauthorized entry
- Bi-directional traffic capacity of 15 to 20 people per minute
- Traffic can only flow in one direction at a time
- Fail-safe operation for emergency egress

### Authorized Entry



### Exit



Tourlock 120A